







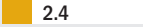



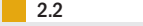






TOP 50 SMAS

SMA	TOTAL SCORE	SMA ASSETS UNDER MGT. (MILLIONS)	MINIMUM INVESTMENT	LATEST GROSS RETURN (3-MONTHS ROLLING) %	DATE OF LATEST GROSS RETURN	MORNINGSTAR FLEXIBILITY MEASURE	COMPLIANCE
1 Aletheia Growth Portfolio	9.2	NA	\$1,000,000	3.95	12/31/05	NA	AIMR PPS
2 Atalanta Sosnoff Capital Lg-Cap Eq	8.4	NA	\$1,000,000	9.34	2/28/06	High Flex	AIMR PPS
3 Emerald Capital Large Cap Growth	7.8	\$1	\$100,000	5.52	1/31/06	High Flex	AIMR PPS
4 Groesbeck Inv Mgt Corp Gr of Inc	6.3	NA	\$500,000	3.52	2/28/06	NA	AIMR PPS
5 Navellier Lg-Cap Gr	6.0	\$367	\$100,000	11.71	2/28/06	High Flex	GIPS
6 Leeb Capital Management Large Cap Growth	5.2	\$108	\$1,000,000	3.12	12/31/05	NA	AIMR PPS
7 Baymount Focused Growth	5.2	NA	\$100,000	10.29	2/28/06	NA	GIPS
8 Husic Capital Mgt Large Cap Growth	5.0	\$21	NA	9.95	2/28/06	NA	AIMR PPS
9 New Century Inv Mgt, Gr Prog	5.0	\$30	\$500,000	2.41	2/28/06	High Flex	AIMR PPS
10 Alta Capital Mgt Alta All Cap GARP	4.8	\$37	\$250,000	2.1	2/28/06	High Flex	GIPS
11 FCM US Gr Comp	4.8	\$135	\$2,000,000	1.79	12/31/05	High Flex	AIMR PPS
12 SIPCO U.S. Growth Leaders	4.8	NA	\$100,000	3.41	2/28/06	High Flex	AIMR PPS
13 Rushmore Inv Lg-Cap Gr Eq	4.7	\$110	\$250,000	7.3	2/28/06	High Flex	GIPS
14 William Blair Tax-Efficient All-Cap Gr	4.4	NA	NA	3.49	2/28/06	NA	AIMR PPS
15 Arbor Cap Mgmt Large Cap Growth	4.2	\$30	\$250,000	9.62	2/28/06	NA	GIPS
16 Cadence Capital Mgt Lg-Cap	4.2	\$3,650	NA	11.1	1/31/06	NA	NA
17 Insight Capital Res & Mgt Lg-Cap Gr	4.1	\$17	\$100,000	3.13	2/28/06	NA	AIMR PPS
18 Capital Mgt Corp Equity	4.1	\$210	\$1,000,000	4.18	2/28/06	NA	GIPS
19 Fischer Financial Svcs FFS Lg Agg	3.8	\$76	\$100,000	2.05	2/28/06	NA	AIMR PPS
20 Logan Capital Mgt Large Cap Growth	3.8	\$19	\$100,000	6.42	12/31/05	NA	AIMR PPS
21 Pengra Capital Mgt Struc Demand Theme Eq	3.6	NA	\$2,000,000	5	2/28/06	NA	AIMR PPS
22 William Blair Tax-Efficient Large Cap Gr	3.6	NA	NA	2.35	2/28/06	NA	AIMR PPS
23 Congress Asset Mgt Lg-Cap Gr	3.5	\$2,369	NA	7.31	2/28/06	NA	AIMR PPS
24 Suncoast Equity Mgt Growth/Value Eq	3.5	\$136	\$250,000	2.08	12/31/05	NA	AIMR PPS
25 ING Inv Mgt Americas Opp Eq	3.4	NA	\$100,000	10.38	2/28/06	NA	AIMR PPS
26 Gardner Lewis Lg-Cap Core Gr	3.3	\$3,867	\$10,000,000	6.6	2/28/06	NA	NA
27 Wells Capital Mgt Fundamental Lg Sel Gr	3.2	NA	NA	1.61	12/31/05	NA	AIMR PPS
28 Denver Inv Growth Investing	3.2	\$340	\$2,500	9.76	1/31/06	NA	GIPS
29 Legg Mason Capital Mgt Gr Eq	3.2	NA	\$25,000,000	6.02	12/31/05	NA	AIMR PPS
30 Citizens Lg-Cap Gr Strat	3.1	\$345	\$2,000,000	2.16	2/28/06	Medium Flex	AIMR PPS
31 Citizens Funds Citizens Lg-Cap Gr St	3.0	NA	\$2,000,000	1.91	2/28/06	NA	AIMR PPS
32 MLIM Lg-Cap Gr	3.0	NA	\$1,000	7.1	12/31/05	Medium Flex	AIMR PPS
33 Alta Capital Mgt GARP Eq	3.0	\$425	\$250,000	-0.27	2/28/06	High Flex	GIPS

SOURCE: MORNINGSTAR

TOP 50 SMAS, CONTINUED

SMA	TOTAL SCORE	SMA ASSETS UNDER MGT. (MILLIONS)	MINIMUM INVESTMENT	LATEST GROSS RETURN (3-MONTHS ROLLING) %	DATE OF LATEST GROSS RETURN	MORNINGSTAR FLEXIBILITY MEASURE	COMPLIANCE
34 Pitcairn Family Heritage Strategy	 2.9	\$139	\$100,000	7.51	2/28/06	High Flex	NA
35 Santa Barbara Asset Mgt Stable Gr	 2.9	NA	\$500,000	3.96	12/31/05	NA	GIPS
36 Wells Capital Mgt Fundamental Lg Gr Eq	 2.7	NA	NA	2.48	12/31/05	Medium Flex	AIMR PPS
37 RCM U.S. Bal	 2.7	NA	NA	3.13	12/31/05	NA	AIMR PPS
38 KCM Inv KCM Lg-Cap Gr Eq	 2.7	NA	NA	3.65	12/31/05	NA	AIMR PPS
39 Wagner Inv Mgt Gr Comp	 2.7	\$43	\$500,000	2.43	12/31/05	NA	GIPS
40 AIM All Cap Gr	 2.6	NA	NA	4.27	2/28/06	NA	AIMR PPS
41 Cloud, Neff Mgt Russ 200 Gr EWI CF	 2.5	NA	NA	4.03	2/28/06	NA	AIMR PPS
42 AIM Lg-Cap Gr	 2.4	NA	NA	3.51	2/28/06	NA	AIMR PPS
43 Mastrapasqua Asset Mgt Gr	 2.3	\$617	\$100,000	3.3	2/28/06	Medium Flex	AIMR PPS
44 Colony Capital Mgt Gr Eq	 2.3	NA	\$1,000,000	4.57	1/31/06	Low Flex	AIMR PPS
45 Munder Capital Mgt Lg-Cap Core Gr	 2.3	\$33	\$1,000,000	2.98	12/31/05	High Flex	GIPS
46 Cornell Capital Mgt Val Eq	 2.2	NA	\$50,000	2.57	2/28/06	High Flex	AIMR PPS
47 Northwest Inv Counselors Blue Chip Gr	 2.1	\$26	\$500,000	4.32	2/28/06	Low Flex	AIMR PPS
48 Forstmann-Leff Lg-Cap Gr Eq Strat	 2.1	\$214	\$10,000,000	14.39	1/31/06	Low Flex	AIMR PPS
49 J&W Seligman Lg-Cap Gr	 2.0	NA	\$100,000	4.35	1/31/06	NA	AIMR PPS
50 Cloud, Neff Mgt C-N Russ Top 200 Gr SWI	 2.0	NA	NA	3.78	12/31/05	NA	AIMR PPS

SOURCE: MORNINGSTAR